

# How to Properly Dispose of Garbage

Let's Reduce Waste  
with the Three Rs!!



**R**educe



**R**euse



**R**ecycle



**HIKONE**

# Types of Non-Recyclable Garbage

Hikone City separately collects 11 different types of household waste.

Please take out your household waste by following the rules of the city's garbage collection.

## Combustible


Collected Twice a Week



See Page 3

## Landfill

Collected Once a Month



See Page 4

## Large-Sized

&

## Home Appliances

Bring This Type of Garbage directly to the Sanitation Center.



See Page 5 & 6

# Types of Recyclable Garbage

## Plastic Packages

Collected Once a Week



See Page 7&8

## Glass

Collected Twice a Month



See Page 9

## Metal

Collected Twice a Month



See Page 9

## Plastic Bottles

Put Them in a Collection Box



See Page 10

## Used Batteries

Collected Once a Month



See Page 10

## Cooking Oil


Put it in a Collection Box



See Page 10

## Paper & Cardboard

Collected Twice a Month, or Take them out During a Local Recourse Recovery Day.



See Page 11

## Bulbs & Fluorescent Lights

Put Them in a Collection Box



See Page 12

# How to Take out Garbage and Etiquettes

## Etiquette No.1



### When and Where to Put Your Garbage

Take out your garbage to a garbage collection area designated by your local district no later than 8 o'clock on the morning of each collection day.

Be aware that taking out your garbage early in the morning could disturb other residents living around the collection area.

\*Depending on the traffic condition, garbage pickup hours may slightly vary.

## Etiquette No.2



### Proper Waste Separation

Please consult this guideline to separate your household waste in a proper fashion.

\*Please help us to recycle waste as much as we can through proper waste separation.

\*If you need some help for how to sort out your garbage, do not hesitate to call the Hikone Sanitation Center.

## Etiquette No.3



### The Use of Designated Garbage Bags

Please ensure to use appropriate designated bags for combustible, landfill and plastic waste, and take them out to a designated garbage collection area of your local district.



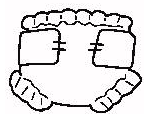





\*You can purchase designated garbage bags at authorized retail stores.

**Garbage That Is Not Separated Correctly Will Not Be Collected!!**

**Please Pay Special Attention to the Following.**

- 1, Garbage put in a wrong garbage bag will NOT be collected.
- 2, Garbage separated improperly will NOT be collected.
- 3, Large-size garbage left at a garbage collection area (Please see page 5 & 6 for more info) will NOT be collected.








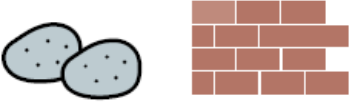

# Burnable Items

Kitchen Waste	Paper	Paper Diapers
<p>Kitchen waste, leftover, tea leaves, etc.</p>  <p>90 % of kitchen waste consists of water, so drain it well before throwing it out.</p>	<p>Envelopes, paper cups, paper containers, etc.</p> 	<p>Paper diapers, pets' potty pads, etc.</p>  <p>Please remove faeces if possible.</p>
Stained Plastic Waste	Branches/Garden Weeds/Leaves	Rubber / Leather
<p>Plastic containers for condiments, cooking oil and dressing, plastic wrap, natto packages, etc.</p>  <p>Remove stains by thoroughly rinsing them. <b>By doing so, you can throw them out as recyclable waste.</b></p>	<p>Branches, twigs, garden weeds, fallen leaves, flowers and so on.</p>  <p>Please cut branches/twigs into some pieces so that they fit in a designated garbage bag.</p>	<p>Bags, gloves, leather items, shoes, balls, etc.</p>  <p>Special shoes such as ski shoes are categorized as land fill garbage</p>
	Sponges / Doormats	Cloth / Textiles
	<p>Dish sponges, scrubbing brush, floor mats, doormats, etc.</p> 	<p>Stuffed animals, floor cushions, curtains (except flame retardant ones), towels, bed sheets, etc.</p> 

## Key Points of Garbage Separation

- You are allowed to cut tree branches/twigs into the size that fits in a designated garbage bag.  
If garbage does not fit in a designated garbage bag, it has to be disposed of as over-sized garbage.
- If impossible to detach metal part(s) like nails, screws, etc. from items you want to dispose of, you can leave them attached.
- Stained plastic packages are categorized as burnable garbage.
- Plastic waste with no stains is categorized as recyclable garbage.







# Landfill Items

<p><b>Ceramic Ware / Glassware</b></p> <p>Bowls, plates, flower pots, cups, ornaments, etc.</p>  <p>Wrap up broken items in layers of paper and write “<b>KIKEN (Danger)</b>” on top.</p>	<p><b>Costmetic &amp; Medicin Bottles</b></p> <p>Bottles of medicine and cosmetics.</p> 	<p><b>Fluorescent Lights / Light Bulbs</b></p> 
<p><b>Hard Plastic</b></p> <p>Washbowls, tooth brushes, plastic plates, small planters, rulers, ball-point pens, toys, etc.</p> 	<p><b>Aluminium</b></p> <p>Aluminium foil, boxes of aluminium foil, etc.</p> 	<p><b>Videotapes / CDs / DVDs</b></p> 
<p><b>Knives / Scissors / Needles</b></p> <p>Kitchen knives, knives, fork, scissors, needles, safety pins, etc.</p>  <p>Please wrap them up in layers of paper and write “<b>KIKEN (Danger)</b>”</p>	<p><b>Stones / Bricks</b></p> <p>Stones, blocks, bricks, etc.</p> 	<p><b>Other Types of Landfill Waste</b></p> <p>Umbrellas, hoses, tin cans with paint residue, hangers, DIY tools, etc.</p> 

## Key Points of Garbage Separation

- Plastic, glass jars, tin cans and other items stained with dirt, etc. are categorized as landfill waste.
- Hard plastic waste specified here includes a plastic tank that is smaller than a 18-liter plastic tank.

# Large-Sized Items

<b>Furniture</b>	<b>Futon Mats / Carpets</b>	<b>Large-Sized Daily Items</b>
<p>Wardrobes, desks, beds, sofas, cupboards, tatami mats, etc.</p> 	<p>Futon, blankets, carpets, electric carpets, etc.</p> 	<p>Clothing storage cases, clothes poles, buckets, etc.</p> 
<b>Small Home Appliances</b>	<b>Bicycles</b>	<b>Others Types of Oversized Waste</b>
<p>Gas ranges, fan heaters, stereo systems, printers, electric fans, video cassettes recorders, tape recorders, etc. (Smaller than one meter in length, width and depth)</p> 	<p>Bicycles, tricycles, monocytes, etc.</p> 	<p>Logs (Less 20cm thick and 3m long), Wooden boards, curtain rails</p> 

## Key Points of Garbage Separation

- If a plastic tank is bigger than a 18-liter size, it has to be disposed of as large-sized waste.
- Some electronics are also collected differently from normal large-sized waste. For more details, see page 14.
- Materials such as wood, metal, plastic, among other things are categorized as large-sized waste. However, glass boards are collected as landfill waste.

# How to Dispose of Large-Sized Items

## There Are Two Ways You Can Dispose of Large-Sized Items

### 1, Bringing Large-Sized Items Directly to the Hikone Sanitation Center

You can bring and disposed of large-sized items at the center from 9 a.m. to 4:15 p.m. on the weekday.

### 2, Using Pre-Payed Sticker System

Hikone's garbage pickup schedule varies depending on the school district. Make an appointment for garbage pickup at least one week in advance.

Tel:0749-22-2734  
(8:30 a.m. – 5:15 p.m.)



## Waste Disposal Fee

### Direct Drop-Off

200 yen: Up to 40 kg  
700 yen: 40 – 60 kg  
1200 yen: 60 – 80 kg  
1700 yen: 80 – 100 kg  
\*Small Appliances Are Collected Free of Charge

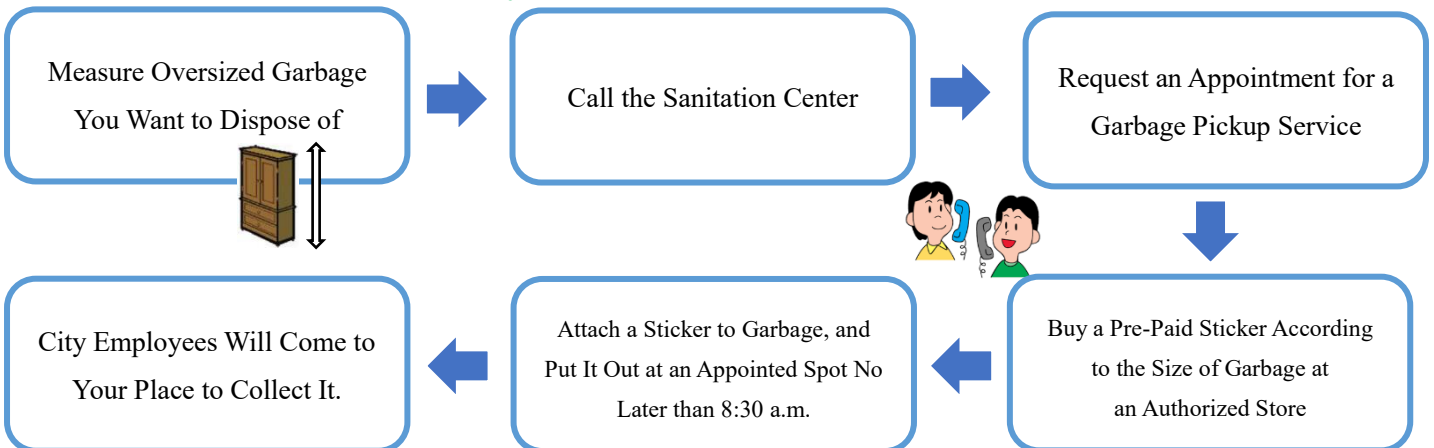
### Pre-Payed Stickers

400 yen: Under 50cm  
600 yen: 50cm – 1.0m  
900 yen: 1.0m – 1.5m  
1200 yen: 1.5m – 2.0m  
1500 yen: 2.0m – 3.0m  
\*Fees are subject to change.

### Garbage Pickup Schedule in Each School District

Mon	Asahinomori, Toriimoto, Sawayama
Tue	Johoku, Joto, Josei
Wed	Kawase, Kameyama, Inae Higashi/Kita/Nishi
Thu	Joyo, Kinjo, Wakaba
Fri	Jonan, Takamiya, Hirata

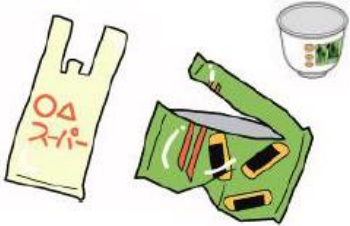






## How the Pre-Paid Sticker System Works




### When You Make an Appointment for Garbage Pickup:

- Measure an item you want to dispose of, and make an appointment for Hikone's garbage pickup service in advance.
- You can request maximum five items per service.
- No need to be physically present during your appointed garbage pickup.
- Double check whether there is nothing left inside a drawer, etc.
- Please ensure to take out batteries, kerosene, other types of fuels out of each large-sized item.

# Recyclable Plastic Packages

Plastic Bags / Plastic Bowls	Plastic Packages	Styrofoam Itmes
<p>Bags for snacks, plastic shopping bags, plastic bowls of noodles, etc.</p> 	<p>Egg packages, and lunch boxes etc.</p> 	
Containers for liquids	Bottle Caps / Labels	Produce Nets / Bags
<p>Containers for hair shampoo, cosmetic products, mouthwash, eye drop, etc.</p> 	<p></p> <p><b>Plastic Wrap</b></p> 	

## Key Points of Garbage Separation

- Recyclable plastic waste mentioned here is plastic containers and labels with NO stains. Hard plastic waste, such as stationery and tooth brushes, is landfill waste.
- If you cannot remove stains from plastic containers by rising them, throw them out as burnable waste.
- Drop plastic bottles marked with  into a plastic bottle collection box.
- Do not overlap any designated garbage bag over another garbage bag.
- Hard plastic waste; plastic straws, tooth brushes, hangers, stationery, toys, cassettes, razors, etc. must be thrown away as land fill.



# How to Properly Sort Out Plastic Waste

• Plastic containers/wrapping for food and other products

• Plastic marked with 




Without Food Stains  
(If stains are removable,  
please rinse them out)



Recyclable Plastic

Plastic Waste with  
Food Residue



Combustible Waste

Plastic Bottles  
Marked With 



Remove the cap and label



Rinse the bottle




Plastic Bottles

Daily Items, Stationery, Toys and Other Products Made of Hard Plastic



Landfill Waste

Plastic Waste Larger than 18-Liter Plastic Tanks



Oversized Waste

## Recyclable Glass Containers

### Glass Bottles for Liquids

Alcohol, Condiments, Sugary Drinks, Vinegar, etc.



### Glass Jars for Food

Jams, Dried Seaweed, Preserved Food, etc.



## Key Points of Garbage Separation

- Glass containers for food are recyclable. Glass containers for cosmetic and medicinal products are landfill waste.
- Specially processed glass materials used for cups and ashtrays are heat-resistant. Therefore, throw them out as landfill waste.
- Returnable glass bottles need to be returned to stores of purchase.

## Recyclable Tin Cans / Metal Waste

### Food/ Soft Drink Cans



### Spray Cans



### Metal Pots/Pans and Metalware



## Key Points of Garbage Separation


- Make sure to not leave any food residue or stains inside. When you cannot remove stains or paint residue completely from metal containers, tubes or cans, you need to dispose of them as landfill.
- You can leave spray nozzles attached, but you need to throw aerosol caps away as recyclable plastic waste.
- Aluminum pans and pots are landfill waste.

## Recyclable Plastic Bottles

Plastic bottles for soft drinks, alcohol, soy sauce, Mirin (Japanese sweet rice wine), among other things.



### Key Points of Garbage Separation

- Only plastic bottles marked with  are recyclable. If you find it difficult to remove labels, you can leave them attached.
- Please drop plastic bottles into a collection box set up in your neighborhood.



## Recyclable Used Batteries



### Key Points of Garbage Separation

- Used batteries are collected on the same day as landfill. Please use transparent plastic bags (Not designated ones) to dispose of them.
- As for **RECHARGEABLE BATTERIES**, bring them to electronics and appliance stores or grocery stores. For further information, please go to the website: <http://www.jbrc.com> or call 03-6403-5673. (Japanese only) When you want to dispose of **BUTTON BATTERIES**, please take the same steps as rechargeable batteries. If you need more clarifications, visit the website: <http://www.botankaishu.jp> or call 0120-266-205. (Japanese only)

## Recyclable Used Cooking Oil

Only Cooking Oil is Recyclable.  
(Expired cooking oil is also recyclable.)



### Key Points of Garbage Separation

- Pour used/expired cooking oil into a plastic bottle, and leave it in a cooking oil collection box set up at public facilities.
- Cooking oil collection boxes are placed at the City Hall, Sanitation Center, Welfare Center, Asahinomori Community Center, each local branch office of the City Hall, etc.
- Ensure a bottle cap is firmly tight so that oil will not spill out of the bottle.

# Recyclable Used Paper/Clothes

## Take Out Used Paper and Clothes during a Collection Service Organized by the City

The city carries out the collection for used paper and clothes at the request of each local district.




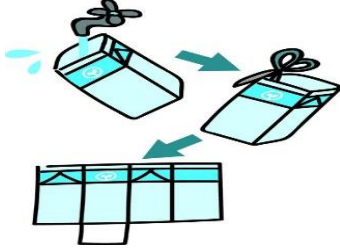

OR

**To Dispose of Used Paper and Clothes, Use Resource Recovery Services of Secondhand Stores and Grocery Stores, or Take Advantage of a Local Resource Recovery Activity.**

\* The rules of used paper and clothes collection in this case may differ from the ones imposed by the city.



## How to Sort Out Used Paper and Clothes for the Collection by the City of Hikone.

Newspapers	Magazines	
<p>Newspapers and fliers</p>  <p>*Do not mix them with magazines.</p>	<p>Books, magazines, copy papers, brochures, etc.</p>  <p>*Please throw envelopes away as burnable waste. *Remove metal fittings (staples) and plastic parts.</p>	
Cardboard	Milk Cartons	Clothes
 <p>*Remove metal fittings (staples). *Do not use gummed tape.</p>	<p>500-ml and 1-litre cartons only</p>  <p>* If the inside of paper cartons is coated with aluminium, you need to throw them away as combustible waste.</p>	 <p>*Stained or damaged clothes are not recyclable. You are required to disposed of them as combustible waste. *Down jackets, raincoats, leather clothing, etc. need to be disposed of as combustible waste.</p>

## Key Points of Garbage Separation

- Do not use adhesive tapes to bundle used paper together. Instead, use twine.
- There are grocery stores and drug stores actively engaging in a used paper collection.

# Recyclable Used Fluorescent Lights

## Collection Spots

City Hall, Sanitation Center, Inae Branch Office, Toriimoto Branch Office, Takamiya Branch Office, Kawase Branch Office, Kameyama Branch Office, etc.

## Collection Hours

8:30 to 5:15 (Please talk to a city official near the collection spot.)

Note that the sanitation center only collects used fluorescent lights and bulbs from 9:00 to 12:15 and 1:00 to 4:15.

## How to Dispose of Used Fluorescent Lights

- If used fluorescent lights and bulbs are wrapped in newspapers, cardboard and so on, please remove them and gently drop fluorescent lights and bulbs into the collection box.
- Collection boxes are set up at each collection site.

Circular Fluorescent Lights



Up to 40cm in Diameter



Fluorescent Tube Lights



Up to 1.2m in Length



## Following Used Lights Are Not Collected!!


- Broken or Shattered Ones
- Fluorescent Lights at Business Offices, Stores, Schools, etc.






# A List of Garbage Not Accepted at the Sanitation Centre


## Following Items Are “Not” Collected at the Sanitation Centre

**Specified Home Appliances**  
Please ask an electrical appliance store for the disposal of following four items.

Refrigerators/Freezers 

Air Conditioners 

Televisions  


Washing Machines/Clothes Dryer 

- The home appliances specified on the left are collected by an electrical appliance store, and each manufacturer recycles them.
- When disposing of the specified household appliances, you should either contact a store of purchase, or get a recycling ticket at a JP office and directly bring them to the authorized recycling company (shown on the map).
- If you want the city to collect the specified home appliances, you need to pay extra costs for a handing fee, prepaid sticker and so on.




**Takashima Unyu Hikone Office**  
Tel: 0749-21-3540  
Address: Taga-cho Nakagawara  
454-2










## Computers Are Recycled by Manufacturers

Old computers are collected and recycled by manufacturers. When you want to throw out your old computer(s) NOT labeled with  you need to contact a relevant manufacturer for more information.



Disposal of computers labeled with  is free of charge. You can also contact the NPO 3Rs Promotion Association at 03-5282-7685.

## When Disposing of Following Garbage, Please Contact a Store or Recycling Companies

 Tires, Car Batteries	 Fire Extinguishers	 Gas Cylinders	 Agricultural machineries	 Motorcycle
 Fire-Resistant Safe	 Chemical Substances	 Engine Oil Old Kerosene	 Gunpowders	<b>The city cannot dispose of industrial waste. Please contact a company dealing with industrial waste.</b>

# Tips for How to Separate Garbage

18L Square Tin Can,	Large-Sized	
---------------------	-------------	--

## A

Accessories	Landfill	If it is made of wood or leather, they need to be disposed of as burnable.
Accordion Curtain	Large-Sized	
Acrylic Board	Oversized or Landfill	If you can put it in a landfill garbage bag, you can throw it away as landfill.
Adapter	Landfill or Small Appliances	The Sanitation Centre recycles adapters as a small appliance.
Agricultural Chemicals	Not Accepted At Sanitation Centre	Contact a relevant store or manufacturer.
Agricultural Machinery	Not Accepted At Sanitation Centre	Contact a relevant store or manufacturer.
Air Conditioner	Not Accepted At Sanitation Centre	Either ask the appliance store to collect your AC, or bring it to the authorized recycling company "Takashima Unyu".
Air Purifier	Oversized(Small Appliance)	
Aluminium Can/Bottle	Tin Cans & Metal	
Aluminium Foil Box (For Udon, Lunch Box, etc.)	Landfill	
Antenna	Large-Sized	
Artificial Flowers (Wire Included)	Landfill	
Artificial teeth / Dentures	Landfill	
Audio Rack	Large-Sized	
Axe/Hatchet	Large-Sized	Separate the axe head and axe half. If the half is made of wood, you can throw it out as burnable. Wrap the head in layers of paper, etc. and write/label it as "KIKEN (Danger)".

## B

Baby Bathtub	Large-Sized	
Backpack	Combustible	
Bag(Fabric · Leather · Synthetic leather Plastic)	Combustible	
Ball-point Pen	Landfill	
Bamboo Blinds	Large-Sized	Cut a bamboo blind into the size that fits a burnable garbage bag.
Bamboo Japanese Sandals	Combustible	
Bamboo Sword	Large-Sized	
Baseball Bat (Wooden, Metal)	Large-Sized	
Baseball Glove	Combustible	
Bathroom Mat	Large-Sized	If you can cut a mat into small pieces, you can take it out as landfill.
Bathroom Sink Unit	Large-Sized	

Bathroom Stool (Plastic)	Landfill	If a bathroom stool does not fit in a landfill garbage bag, throw it away as large-sized garbage.
Bathtub Lid	Large-Sized	
Batteries	Not Accepted At Sanitation Centre	Contact a relevant store or manufacturer.
BBQ Grill	Large-Sized	
Beach Umbrella	Large-Sized	
Bed	Large-Sized	
Bed Mattress	Large-Sized	
Beer Bottle	Jar	Beer bottles are so called "Returnable Bottle", so please turn them back to a store where you purchased them.
Beer Box	Not Accepted At Sanitation Centre	Please return beer boxes to a store where you purchased them.
Belt	Combustible	
Bicycle	Large-Sized	
Bike Tire/Tube	Landfill	
Binocular	Landfill	
Blanket	Large-Sized	A blanket which can fit in a designated combustible garbage bag can be thrown away as combustible garbage.
Blinds	Large-Sized	
Blister Packs	Recyclable Plastic Packages	※ If you cannot remove stains, throw it away as burnable.
Blue Tarp	Large-Sized	If you cut a tarp into a small size, you can throw it away as landfill.
Board (Wooden Board)	Oversized or Combustible	If the thickness is more than 5 cm, throw it away as combustible. If not, throw it away as landfill.
Body Weight Scale	Landfill	The Hikone Sanitation Centre collects a digital body weight scale as a small appliance.
Bookcase	Large-Sized	
Bookshelf	Large-Sized	
Boots	Combustible	
Bottle Opener	Landfill	
Bowling Ball	Landfill	
Box Cutter	Landfill	Wrap up a box cutter in layers of paper, and label it as "KIKEN (Danger)".
Brick	Landfill	
Bucket (Metal)	Tin Cans & Metal	If a metal bucket is bigger than a 18-liter square can, throw it away as large-sized garbage.
Bucket (Plastic)	Landfill	If you cannot put a bucket in a landfill garbage bag, take it out as large-size waste.
Buffer/Wrapping Material (Plastic)	Recyclable Plastic Packages	If you cannot remove stains, throw it away as burnable.

C

Calculator	Landfill or Small Appliances	The Hikone Sanitation Centre collects a calculator as a small appliance.
Camera	Landfill	The sanitation centre accepts digital cameras as a small appliance.
Can Opener	Landfill	



Candles	Combustible	
Car navigation	Oversized(Small Appliance)	
Car Part/Accessory	Not Accepted At Sanitation Centre	Contact relevant stores.
Car Stereo	Oversized(Small Appliance)	
Car Television (LCD monitor)	Oversized(Small Appliance)	
Card	Landfill	
Cardboard	Used Paper or Combustible	Take out during a local garbage collection or at the Sanitation Centre. If you cannot do so, dispose of it as burnable.
Carpet	Large-Sized	
Cash Box	Large-Sized	
Cassette Deck	Oversized(Small Appliance)	
Cassette Tape (Case included)	Landfill	
Cast-iron Cookware	Tin Cans & Metal	
Cat/ Pet Litter (Paper, Plastic)	Combustible	
Cat/ Pet Litter (Sand)	Landfill	
Catheter	Combustible	Contact your family doctor or medical institution.
CD(Case Included)	Landfill	
Cement	Landfill	
Ceramic Tile	Landfill	
Chair	Large-Sized	
Charcoal, Briquette	Combustible	
Child Seat	Large-Sized	
Chisel	Landfill	Wrap it up in layers of paper, and label as "KIKEN (Danger)".
Circulator Fan	Oversized(Small Appliance)	
Clay	Landfill	
Clay Cooking Stove	Landfill	
Clay, Porcelain Ware	Landfill	
Closet	Large-Sized	
Clothes Dryer	Not Accepted At Sanitation Centre	Subject to the Home Appliance Recycling Act
Clothes Drying Rack	Landfill	
Clothes Rack	Large-Sized	
Clothing	Clothing or Combustibles	Take it out during a local garbage collection or at the Sanitation Centre. If you cannot do so, dispose of it as burnable.
Clothing Storage Box	Large-Sized	
Coffee Machine	Oversized(Small Appliance)	
Coloured Traffic Cone	Landfill or Oversized	If you can put a water bucket in a landfill garbage bag, take it out as landfill. If not take it out as oversized waste.
Compass	Landfill	

Compost Bin	Large-Sized	
Concrete Block	Landfill	If you want to dispose of many concrete blocks, please bring them to the NAKAYAMA disposal site.
Condiment Bottles Jars	Jar	
Convenience Store Bento Package	Recyclable Plastic Packages	※If you cannot remove stains, throw it away as burnable.
Cooking Oil	Cooking Oil	Take it out at a designated collection area, such as, city office, sanitation centre, welfare centre, each branch office, etc.
Cooler Box	Large-Sized	
Copy Machine, Printer (Home)	Oversized(Small Appliance)	
Cosmetic Glass Container	Landfill	
Cotton Swab	Combustible	
Crayon	Combustible	
Cream Compact Foundation	Landfill	
Crib	Large-Sized	
Cup	Landfill	
Cupboard	Large-Sized	
Curtain	Combustible	
Curtain Rail	Large-Sized	
Cushion	Combustible	
Cutting Board (Plastic)	Landfill	If the size of a cutting board does not fit in a designated garbage bag, take it away as over-sized garbage.
Cutting Board (Wood)	Combustible	If the size of a cutting board does not fit in a designated garbage bag, take it away as over-sized garbage.

**D**

Data Storage Device (USB, etc.)	Landfill or Small Appliances	If you can bring a data storage device to the city's Sanitation Centre, you can have it collected as a small appliance. Make sure to delete all the data.
Dehumidifier	Oversized(Small Appliance)	
Dehumidifying Agent	Landfill	
Disposable Lighter	Landfill	Please use up a lighter before throwing it away. On the day when landfill garbage is collected, put disposable lighters in a transparent plastic bag which is not a designated landfill garbage and take them out at a designated garbage collection site.
Desiccant	Combustible	
Desk	Large-Sized	
Desk Tape Dispenser	Landfill	
Detergent Container (Plastic)	Recyclable Plastic Packages	If you cannot remove stains, throw it away as burnable.
Diaper	Combustible	Please clean diapers if possible.
Dishwasher/Dish Dryer	Oversized(Small Appliance)	
Disposable Batter	Batteries	See Page 10.
Disposable Heat Pack	Combustible	

DIY Tools (Pliers, Screw Driver, etc.)	Landfill	
Doll (Plastic, Clay)	Landfill	
Doll (Wooden, Paper)	Combustible	
Doll for Hinamatsuri	Combustible	
Door Mat (Fabric, Rubber)	Combustible	
Door Mat (Metal)	Large-Sized	
Drawing Paper	Combustible	
Dressing Table	Large-Sized	
Driver (DIY Tool)	Landfill	※ An electric screwdriver is oversized garbage.
Duckboard	Large-Sized	
Dumbbell	Tin Cans & Metal	
Duralumin Case	Large-Sized	
Dustpan (Plastic)	Landfill	If a dustpan is made of metal, the metal dustpan needs to be disposed of as metal garbage.
DVD (Case Included)	Landfill	
DVD Player	Oversized(Small Appliance)	

**E**

Earphones	Landfill	
Earthenware Pot	Landfill	
Egg carton (Plastic)	Recyclable Plastic Packages	※ If you cannot remove stains, throw it away as burnable.
Electone	Large-Sized	
Electric Blanket	Oversized(Small Appliance)	
Electric Fan	Oversized(Small Appliance)	
Electric Guitar	Large-Sized	The one with a shorter-than-one-meter power cord needs to be disposed of as a small appliance.
Electric Heater	Oversized(Small Appliance)	
Electric Kettle	Oversized(Small Appliance)	
Electric Piano	Large-Sized	When the size of the electric piano is less than 1m in length, width and depth, the Sanitation Centre collects it as a small appliance.
Electric Shaver	Oversized(Small Appliance)	
Electrical Cord Reel	Large-Sized	
Electronic Memory Card	Landfill or Small Appliances	The Hikone Sanitation Centre collects memory cards as small appliances. ※ Be sure to delete all data.
Electronic Organ	Large-Sized	
Empty Glue Tube (Metal)	Landfill	
Empty Glue Tube (Plastic)	Recyclable Plastic Packages	※ If you cannot remove stains, throw it out as burnable.
Engine Oil Tin Can	Tin Cans & Metal	Empty the inside of a can. If the can is larger than 18 liters, throw it away as landfill.
Extension Cord	Landfill or Small Appliances	The Hikone Sanitation Centre collects extension cords as small appliances.
Eye Drop Container	Recyclable Plastic Packages	※ If you cannot remove stains, throw it out as burnable.

F

Fallen Leaves, Garden Weeds	Combustible	
Fan Heater	Oversized(Small Appliance)	
Fax Machine	Oversized(Small Appliance)	
Felt-Tip Pen	Landfill	
Fire Extinguisher	Not Accepted At Sanitation Centre	Please contact a store of purchase.
Firecracker	Combustible	Soak firecrackers in the water so that it will not explode.
Fireproof Safe	Not Accepted At Sanitation Centre	Please contact a store where you bought a fireproof safe.
Fireworks	Combustible	Each firework must be well soaked before its disposal.
Fish Tank	Large-Sized	If you can put a fish tank in an oversized garbage bag, take it out as oversized garbage.
Fishing Line • Hook	Landfill	
Fishing Reel	Landfill	
Fishing Rod	Large-Sized	
Flashlight	Landfill	Remove batteries.
Floor Chair	Large-Sized	
Floor Cushion	Combustible	If you cannot put a floor cushion in a combustible garbage bag, throw it away as oversized garbage.
Floppy Disk (Case Included)	Landfill	
Flour Clay	Combustible	
Fluorescent Tube, Light Bulb	Collected or Landfill	See Page 12.
Food Plastic Wrap	Recyclable Plastic Packages	※If you cannot remove stains, throw it away as burnable.
Food Tray (Styrofoam)	Recyclable Plastic Packages	※If you cannot remove stains, throw it away as burnable.
Fork (Plastic. Metal)	Landfill	
Fridge, Freezer	Not Accepted At Sanitation Centre	Subject to Home Appliance Recycling Act. See page 14 for more detail.
Frying Pan	Tin Cans & Metal	A glass lid is categorized as landfill garbage.
Futon Dryer	Oversized(Small Appliance)	
Futon Mat	Large-Sized	If you can cut it into the size that fits in a burnable garbage bag, you can take it out as burnable.

G

Galvanized Iron Sheet	Large-Sized	
Game Cartridge	Landfill or Oversized	The Hikone Sanitation Centre accepts game cartridges as a small appliance. However, CD and DVD need to be disposed of as landfill.
Game Console	Oversized(Small Appliance)	
Garden Fertilizer	Combustible	
Garden Soil	Landfill	
Gas Cartridge	Tin Cans & Metal	Use up a gas cartridge, and punch a couple of holes in it. ※As for propane tanks, please contact a store where you purchased it.
Gas Stove	Large-Sized	

Glass Bottle	Jar	Rinse a glass bottle.
Glass(Board, Container, Decorative Objects)	Landfill	
Glasses, Sunglasses	Landfill	
Globe	Landfill	If you can put a globe in a landfill garbage bag, throw it away as landfill. If not, throw it away as oversized garbage.
Glove (Cloth, Synthetic Leather)	Combustible	
Glow Starter	Landfill	
Go Game Board	Oversized or Combustible	Large-size Go Game Boards are larger-sized waste.
Go Stone	Landfill	
Goggle	Landfill	
Golf Ball	Combustible	
Golf Equipment	Large-Sized	
Golf Shoes	Combustible	
Goza Mat	Large-Sized	
Ground Tarp	Landfill	
Guitar	Large-Sized	
Gypsum Board	Landfill	

## H

Hair Dryer	Oversized(Small Appliance)	
Hair Spray	Tin Cans & Metal	Use up a hair spray and puncture a couple of holes in the can.
Halogen Electric Heater	Large-Sized	When the size of the halogen electric heater is less than 1m in length, width and depth, the Sanitation Centre collects it as a small appliance.
Hammer	Landfill	
Handbag	Combustible	
Hanger	Landfill	
Headphones	Landfill	
Helmet	Landfill	
Highlighter	Landfill	
Home Printer	Oversized(Small Appliance)	
Hose	Landfill	Cut a hose into small pieces.
Hose Reel (Hose Attached)	Large-Sized	
Hot Plate	Oversized(Small Appliance)	
Hot Water Bottle (Plastic)	Landfill	The metal one needs to be disposed of as metal garbage.
Hot-Water Heater	Large-Sized	
Humidifier	Combustible	
Humidifier	Oversized(Small Appliance)	
Hypodermic Needle	Not Accepted At Sanitation Centre	Contact your family doctor or medical institution.

## I

Ice Cream Cup & Lid (Plastic)	Recyclable Plastic Packages	Remove stains. If you can't, you need to throw them out as burnable.
Ice Non Cooling Pad Pillow	Landfill	
Ice Pack	Landfill	
Ice Pick	Landfill	
Ice skate	Landfill	
Inflatable Pool	Landfill or Oversized	Take it out as large-sized garbage if the size of an inflatable pool does not fit in a garbage bag. If you can cut it into pieces, throw it away as landfill garbage.
Inflatable Rubber Boat	Large-Sized	
Inflatable Swimming Pool Boat	Landfill	
Ink Cartridge	Landfill	Please turn it in at an office supply or store or electric appliance store.
Insect Cage	Landfill	
Instantaneous Water Heater	Large-Sized	
Intercom	Landfill or Small Appliances	You can throw it out as a small appliance at the sanitation centre
Iron	Oversized(Small Appliance)	
Iron Board	Large-Sized	

**J**

Japanese Bath Salts Case (Plastic)	Recyclable Plastic Packages	※If you cannot remove stains, throw it away as burnable.
Japanese Fire Bowl	Landfill	
Japanese Water Bucket (Metal)	Tin Cans & Metal	If larger than 1800 cc, take it away as landfill.
Japanese Water Bucket (Plastic)	Landfill	If you can put a water bucket in a landfill garbage bag, take it away as landfill. If not, dispose of it as large-sized waste.
Jumping Rope	Landfill	

**K**

Kendo Protective Gear	Large-Sized	
Kerosene Heater	Landfill	Make sure there is no kerosene left inside the heater.
Kerosene Plastic Can	Large-Sized	
Ketchup Bottle	Recyclable Plastic Packages	Use up a ketchup, and remove stains from the bottle. If removable, throw it away as burnable.
Kettle	Tin Cans & Metal	
Key · Lock	Landfill	
Keyboard Instrument	Oversized(Small Appliance)	
Kids' Bike	Large-Sized	
Kitchen Knife	Landfill	Wrap it up in layers of paper, and label as "KIKEN (Danger)".
Knee Highs	Combustible	
Knives	Landfill	Wrap it up in layers of paper, and label as "KIKEN (Danger)"
Kotatsu, Kotatsu Board	Large-Sized	

**L**

Landline	Oversized(Small Appliance)	
Laptop	Not Accepted At Sanitation Centre	Contact a relevant store or manufacturer.
Laundry Basket(Plastic)	Oversized	If you can put a basket in a landfill garbage bag, throw it away as landfill.
Lawnmower	Large-Sized	
Light Bulb	Landfill	
Light Fixture	Oversized(Small Appliance)	Make sure to remove fluorescent tubes.
Lithium Battery (Button Cell)	Not Accepted At Sanitation Centre	Please contact a store where you bought a battery.
Lunch Box	Landfill	

**M**

Magazine	Used Paper or Combustible	Take it out during a local garbage collection or at the Sanitation Centre. If you cannot do so, dispose of it as burnable.
Magazine	Used Paper or Combustible	Take it out during a local garbage collection or at the Sanitation Centre. If you cannot do so, dispose of it as burnable.
Magnet	Large-Sized	
Magneto-Optical Disc(Case Included)	Landfill	
Magnifier	Landfill	
Margarine Box (Plastic )	Recyclable Plastic Packages	※If you cannot remove stains, throw it away as burnable.
Mattress	Large-Sized	
Measuring Cup	Landfill	
Measuring Cup/Scoop for Detergent	Landfill	
Mechanical Pencil	Landfill	
Medical Thermometer	Landfill	As for a mercury thermometer, contact a store where you purchased it or the Sanitation Centre.
Medicine Glass Bottle	Landfill	
Medicine Plastic Bottle	Recyclable Plastic Packages	※If you cannot remove stains, throw it away as burnable.
Melodica	Landfill	
Melodica	Landfill	
Metal Cap of Shochu Bottle	Landfill	
Metal Lid · Crown Caps	Landfill	
Metal Pin Holder for a Flower Arrangement	Landfill	Wrap it up in layers of paper, and label as "KIKEN (Danger)".
Metal Wire	Tin Cans & Metal	
Microwave	Oversized(Small Appliance)	
Microwave Oven	Oversized(Small Appliance)	
Microwave Rack	Large-Sized	
Mini Component System	Oversized(Small Appliance)	
Mirror	Landfill	Full-length mirrors with frames are over-seized garbage.

Mixer	Oversized(Small Appliance)	
Mobile Phone	Oversized(Small Appliance)	※ You are advised to return a mobile phone to a mobile store. Make sure to delete the data.
Mochi Pounding Machine	Oversized(Small Appliance)	
Motorcycle	Not Accepted At Sanitation Centre	Please contact the store where you purchased.

**N**

Nail	Landfill	
Nail Clipper	Landfill	
Natto Plastic Package	Recyclable Plastic Packages	※ If you cannot remove stains, throw it away as burnable.
Necklace	Landfill	
Needle (Sewing, Safety Pin, etc.)	Landfill	Wrap it up in layers of paper, and label as "KIKEN (Danger)".
Net(Metal)	Tin Cans & Metal	
Net(Plastic)	Landfill	Cut the net into parts smaller than 30cm each. Then put them in a landfill garbage bag.
Newspaper	Used Paper or Combustible	Take it out during a local garbage collection or at the Sanitation Centre. If you cannot do so, dispose of it as burnable.

**O**

Oil Drum	Large-Sized	Empty an oil drum.
Oil Heater	Oversized(Small Appliance)	
Organ (musical instrument)	Large-Sized	
Oven Toaster	Oversized(Small Appliance)	

**P**

Package for Garden Soil or Fertilizer	Landfill	
Packing Material	Recyclable Plastic Packages	※ If you cannot remove stains, throw it away as burnable.
Paint Can	Landfill or Cans&Metal	Please take away a paint can as landfill garbage if the residue of dry paint is not removable. When the paint inside the can is still liquid, do not throw it out, let it get dry instead. If the size is larger than a 18-liter square can, take it out as large-size garbage.
Paint Tubes (Plastic)	Recyclable Plastic Packages	Use up what is inside. ※ When you cannot remove stains, take them away as burnable. Metal tubes are landfill.
Paper Carton for Beverages	Combustible	
Paper Clay	Combustible	
Paper Diaper	Combustible	Please clean diapers if possible.
Paper Packaging	Combustible	
PC	Not Accepted At Sanitation Centre	Contact a relevant store or manufacturer.
Pencil Sharpener	Landfill or Small Appliances	If a pencil sharpener with a power cord, take it out as a small appliance. If not, take it out as landfill.
Permanent Marker	Landfill	



Pharmaceutical Package (Aluminium Tube)	Landfill	
Pharmaceutical Package (Plastic Tube)	Recyclable Plastic Packages	Use up a product ※If you cannot remove stains, throw it away as burnable.
Photo Album	Combustible	
Piano	Not Accepted At Sanitation Centre	Please contact a store where you bought a piano.
Picnic Sheet	Landfill	Please cut a picnic sheet into smaller than 30 cm, and put them in a designated landfill.
Picture Frame	Large-Sized	
Pillow	Combustible	
Planter (Ceramic)	Landfill	
Planter (Plastic)	Landfill or Oversized	If you cannot put it in a landfill garbage bag, throw it away as oversized.
Planter (Plastic)	Landfill or Oversized	If a planter does not fit in a landfill garbage bag, throw it away as large-sized garbage.
Plastic Bag	Recyclable Plastic Packages	※If you cannot remove stains, throw it away as burnable.
Plastic Bag for a Garden Fertilizer	Recyclable Plastic Packages	※If you cannot remove stains, throw it out as burnable.
Plastic Bottle	Plastic Bottles	Rinse a plastic bottle and put it into a designated collection box. Make sure to remove a cap and a label, and throw them away following the instructions written on page 8.
Plastic Case for Dehumidifier Agents	Recyclable Plastic Packages	※If you cannot remove stains, throw it away as burnable.
Plastic Container Box	Large-Sized	
Plastic Container for Mayonnaise	Recyclable Plastic Packages	Please remove a stain from a container. If not removable, throw the container as burnable.
Plastic File Folder	Landfill	
Plastic Food Package	Recyclable Plastic Packages	Snack packages, etc. ※When you cannot remove stains from packages, throw it away as burnable.
Plastic Hand Fan	Landfill	
Plastic Model	Landfill	If a plastic model does not fit in a landfill garbage bag, throw it away as large-sized garbage.
Plastic Oil Pump	Landfill	If the size is big, throw it away as over-sized garbage.
Plastic Tank (larger than 18 litters)	Large-Sized	
Plastic Watering Can	Landfill	
Plywood	Large-Sized	
Polystyrene Cup (Noodles, etc.)	Recyclable Plastic Packages	※If stains are not removable, throw away a seasoning packet as burnable.
Portable Stove	Large-Sized	
Pot (Iron · Aluminum · Enamel)	Tin Cans & Metal	Dispose of a glass lid as landfill.
Power Cable	Landfill	
Pressure Cooker	Cans/Metal or Oversized	Electric pressure cookers are categorized as a small appliance.

Produce Nets/Bags	Recyclable Plastic Packages	※If you cannot remove stains, throw it away as burnable.
Propane Gas Tank	Not Accepted At Sanitation Centre	Please return a gas tank to a supplier.
Pruning Shears	Landfill	Wrap it up in layers of paper, and label as "KIKEN (Danger)". A large one is landfill garbage.
Pumice Stone	Landfill	
PVC Pipe	Landfill or Oversized	If you can put it in a landfill garbage bag, you can throw it away as landfill. If not, throw it away as oversized garbage.

**R**

Rack for a Clothes Dryer	Landfill	
Rack for a Microwave	Large-Sized	
Rack for a PC	Large-Sized	
Racket	Large-Sized	Ping-Pong rackets are categorized as burnable garbage.
Radio	Oversized(Small Appliance)	
Radio Cassette Player	Oversized(Small Appliance)	
Radio-Cassette Recorder	Oversized(Small Appliance)	
Raincoat	Combustible	
Raincoat (Synthetic fibres, rubber, plastic)	Combustible	
Randoseru	Combustible	
Razer (non-electric)	Landfill	Wrap up a razor in layers of paper, and label it as "KIKEN (Danger)".
Refill Plastic Container	Recyclable Plastic Packages	Containers for shampoo, conditioner, etc. ※If you cannot remove stains, throw it out as burnable.
Retort Pouch	Recyclable Plastic Packages	Remove a stain. If the stain is not removable, throw it away as burnable.
Rice Bin	Large-Sized	The Hikone Sanitation Centre collects an electric rice bin with a less-than-one-meter power cord as a small appliance.
Rice Cooker	Oversized(Small Appliance)	
Roller Skates	Landfill	
Rubber Band	Combustible	
Rubber Boot	Combustible	
Rubber Glove	Combustible	
Rug	Large-Sized	

**S**

Sandals	Combustible	
Satellite TV Antenna	Oversized(Small Appliance)	
Saw	Landfill	Wrap it up in layers of paper, and label as "KIKEN (Danger)"
Scanner	Oversized(Small Appliance)	
Scissors	Landfill	Wrap it up in layers of paper, and label as "KIKEN (Danger)".
Screw	Landfill	
Scrubbing Brush	Combustible	A metal scrubbing brush is landfill garbage.
Seashell	Landfill	

Seasoning Packets (Instant Noodles, etc.)	Recyclable Plastic Packages	※ If stains are not removable, throw away a seasoning packet as burnable.
Seaweed Paste Jar	Jar	
Sewing Machine	Large-Sized	It needs to be disposed of as a small appliance.
Sewing Machine	Large-Sized	A sewing machine with a shorter-than-1-meter power cord is collected as a small appliance.
Shampoo Bottle	Recyclable Plastic Packages	※ If you cannot remove stains, throw it away as burnable.
Shelf for Hinamatsuri	Large-Sized	
Shochu Bottle	Jar	Please turn empty Shochu bottles in at liquor stores.
Shoe (Leather · Synthetic Leather)	Combustible	
Shoji Door	Large-Sized	
Shovel	Large-Sized	
Sickle	Landfill	Wrap up a sickle in layers of paper, and label it as "KIKEN (Danger)".
Sideboard	Large-Sized	
Silica Gel	Combustible	
Skating Board	Large-Sized	
Ski Boot	Landfill	
Ski Equipment	Large-Sized	
Ski Wear	Combustible	
Sledge (for Kids)	Large-Sized	
Slide (Toy)	Large-Sized	
Slipper	Combustible	
Small Shovel	Landfill	
Sneaker	Combustible	
Snowboard	Large-Sized	
Soap	Combustible	
Soap Case(Plastic)	Landfill	
Sofa	Large-Sized	
Sofa Bed	Large-Sized	
Solid Fuel	Combustible	
Sponge	Combustible	
Spoon (Metal, Plastic)	Landfill	
Sports Spikes Shoes	Combustible	
Spray Can	Tin Cans & Metal	Use up a spray can, and punch a couple of holes in it.
Steel Can (Food, Drinks)	Tin Cans & Metal	
Steel Shelf	Large-Sized	
Steel Thermos Water Bottle	Landfill	
Stepladder	Large-Sized	
Stereo Set	Large-Sized	When the size of the stereo set is less than 1m in length, width and depth, the Sanitation Centre collects it as a small appliance.

Straw Mat	Large-Sized	
String/Yarn	Combustible	
Stroller	Large-Sized	
Stuffed Animal	Combustible	If you cannot put a stuffed animal in a burnable garbage bag, take it out as large-size waste.
Stuffed Specimen	Combustible	If you cannot put a stuffed specimen in a burnable garbage bag, take it out as large-size waste.
Styrofoam	Recyclable Plastic Packages	※If you cannot remove stains, throw it away as burnable.
Suitcase	Large-Sized	
Sunglasses	Landfill	
Surfboard	Large-Sized	Cut a surfboard in under three meters long.
Swimming Float	Landfill or Oversized	Deflate a swimming float and take it away as landfill. When it is too big to put it in a garbage bag, throw it away as over-sized garbage.
Syringe	Landfill	Make sure to remove a needle from a syringe.

**T**

Table	Large-Sized	
Table/Desk Clock	Landfill	Remove batteries. Throw a clock out as landfill. If too big, throw it away as over-sized waste. If a table/desk clock with a power cord, you have to throw it away as a small appliance.
Tablecloth (Plastic)	Landfill	Cut a tablecloth into the size that fits in a burnable garbage bag.
Tableware (Glass Clay)	Landfill	
Tarp (Large)	Large-Sized	
Tatami Mat	Large-Sized	
Telescope	Large-Sized	
Television	Not Accepted At Sanitation Centre	Subject to Home Appliance Recycling Act. See page 14 for more detail.
Television Rack	Large-Sized	
Television Set	Large-Sized	
Tension Rod (Plastic)	Landfill	If you cannot put a tension rod in a landfill garbage bag, throw it away as oversized garbage.
Tent	Large-Sized	
Thermometer	Landfill	
Thermometer	Landfill	
Thermos Bottle	Landfill	
Thermos Bottle	Landfill	
Thick Paper	Used Paper or Combustible	Take it out during a local garbage collection or at the Sanitation Centre. If you cannot do so, dispose of it as burnable.
Thumbtack	Landfill	
Tie	Combustible	
Tin Can for Milk Formula	Tin Cans & Metal	
Tin Cans for Food, etc.	Tin Cans & Metal	If larger than 1800 cc , take it out as landfill.

Tire	Not Accepted At Sanitation Centre	Please contact a store where you bought a tire.
Tire Chains (Metal)	Tin Cans & Metal	
Tire Chinas (Plastic)	Large-Sized	
Tire Pumps	Landfill or Oversized	If a tire pump is made of plastic, throw it away as landfill.
Tires and Aluminium Wheels	Not Accepted At Sanitation Centre	Please contact relevant stores.
Toaster	Oversized(Small Appliance)	
Tofu Package	Recyclable Plastic Packages	※ If you cannot remove stains, throw it out as burnable.
Toilet Seat (Clay)	Landfill	
Toilet Training Potty (Plastic)	Landfill or Oversized	If you can put a water bucket in a landfill garbage bag, take it away as landfill. If not take it out as oversized waste.
Toothbrush	Landfill	Electric toothbrushes are collected as a small appliance.
Toothpaste	Recyclable Plastic Packages	Use up a toothpaste before throwing it away. If no residue of toothpaste left inside, throw it away as burnable.
Towel, Blanket	Combustible	
Toy (run on a battery)	Landfill or Oversized	Take it out as landfill or oversized waste. Do not forget to remove the batteries.
Tree Branch/Twig	Oversized or Combustible	See Page 3.
Tricycle	Large-Sized	
Tripod	Large-Sized	
TV Remote	Landfill	Remotes are collected as "a small appliance" at the city's Sanitation Centre. Be sure to remove batteries.

U

Umbrella (Collapsible included)	Landfill	
Umbrella Stand	Large-Sized	The ones made of clay are landfill waste.
Underwater Camera	Landfill	
Unicycle	Large-Sized	
Urethane Products	Combustible	
Used Cooking Oil	Cooking Oil	Please take it out at a designated collection site.

V

Vacuum Cleaner	Oversized(Small Appliance)	Clean the inside of a vacuum cleaner.
Vase (Ceramic • Glass)	Landfill	
Ventilating Fan	Oversized(Small Appliance)	
Video Camera	Oversized(Small Appliance)	Make sure to delete all the data.
Video Game Console	Oversized(Small Appliance)	
Video Tape (Case Included)	Landfill	
Videocassette Recorder	Oversized(Small Appliance)	
Vinyl Record	Landfill	
Vinyl Record Player	Oversized(Small Appliance)	

W

Waist Bag	Combustible	
Wallet	Combustible	
Wardrobe	Large-Sized	
Washbasin(Plastic)	Landfill	
Washing Line Pole	Large-Sized	
Washing Machine	Not Accepted At Sanitation Centre	Subject to Home Appliance Recycling Act. See page 14 for more details.
Washlet Toilet Seat	Oversized(Small Appliance)	
Watch	Landfill	When the size of a wall/desk clock is less than 1m in length, width and depth, the Sanitation Centre collects it as a small appliance.
Water Heater	Large-Sized	
Water Pillow (Rubber)	Combustible	
Water Purifier	Landfill	The Hikone Sanitation Centre collects a water purifier with a less-than-one-meter power cord as a small appliance.
Wig	Combustible	
Windbreaker Jacket	Combustible	
Window Screen	Large-Sized	
Wok	Tin Cans & Metal	If a wok has a glass lid, throw the glass lid as landfill.
Wooden Hand Fan	Combustible	
Wooden Mortar	Large-Sized	
Word Processor	Oversized(Small Appliance)	
Wrist Watch	Landfill	

**Y**

Yogurt Container/Lid (Plastic)	Recyclable Plastic Packages	※If you cannot remove stains, throw it out as burnable.
-----------------------------------	-----------------------------	---------------------------------------------------------

**The Hikone Sanitation Centre is open on the weekday from 9:00 a.m. to 12:00 p.m. and 1:00 p.m. to 4:15 p.m.**

**Requests**

- Please follow the instructions given by workers at the sanitation centre for the safety reason.
- You will be asked to show your ID card at the gate of the sanitation centre to confirm that you are a resident of Hikone.
- Burnable household waste can be collected, but you will be charged 280 yen once weight exceeds 20 kg. 280 yen will be added to each additional 20 kg.
- Depending on the shape or material, certain garbage cannot be deposited of at the sanitation centre.

**Landfill Waste Drop Off Site “Nakayama Tokijo”** \*Permanently closed from March 31, 2020.

- Open from Monday to Friday
- Open from 9:00 a.m. – 4:30 p.m.

Contact: TEL 0749-26-5250

To directly bring landfill waste to the *Nakayama Tokijo* site, you must acquire a permit in advance from the city hall (Living Environment Div.) Sanitation Centre or each branch office of the Hikone City hall.

You will be charged a handling fee for the direct-drop-off service.